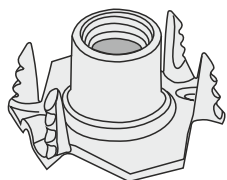


Hopper Fed T-Nut Drive Machine

T-Nut Drive Machine inserts T-Nuts quickly and accurately into a wide variety of work pieces.



- Drive T-Nuts in quickly and accurately
- Rivet or Flare T-Nuts into place for improved holding power
- Interchangeable components allow machine to be tailored to the application
- Inserts up to two T-Nuts per second
- Heavy duty frame can be raised or lowered to suit operator
- Dual safety system to protect operator
- Accessible drive rod allows for fast and easy changeover when using different T-Nut sizes
- Easily replaced complete subassemblies simplify maintenance

Types of Models:

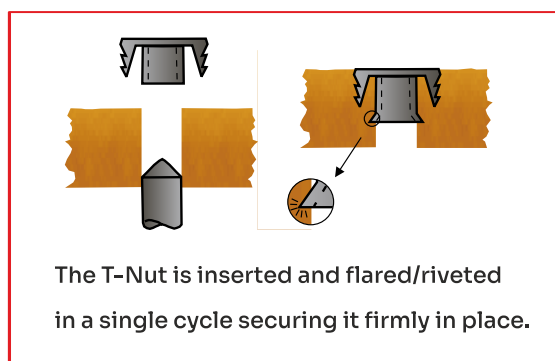

model 2598L – for T-NUTS **LB** (large base), metric thread M6, M8, M10

model 2598S - for T-NUTS **SB** (small base), metric thread M4, M6

- Operating pressure: 6 bar
- Air consumption: 1,8 l/cycle
- Power: 230V , 8 A
- Dimensions: base 100x62 cm, height 215 cm
- Weight 285 kg

Additional options:

- work bench allowing to insert T-Nuts into large elements
- Industrial laser pointer showing the bottom pin position on the wooden element.



BizeA Sp. z o.o.

Tomice, ul. Europejska 4, 05-532 Baniocza, Poland

Tel.: +48 22 244 17 00

www.bizea.com.pl

Fastening systems: Staples, nails, tools and machines.